

The Cloud Artist

Halito!

There are around thirty pages of follow-up activities to do after a reading of this book. You can mix or match one page activities (front and back) or make a booklet of various activities.

Hopefully you find these helpful for regular classroom/library instruction or emergency plans for a substitute.

Activities are focused on plot, parts of a story, multiple choice test prep practice, alphabetizing, summarizing, creative writing, title page (various grade levels to prep for writing future works cited) and more.

As teacher/librarian friends use these activities in the classroom, they may be updated/tweaked to make them better.

If you have any questions, email me!

Yakoke!

Sherri

The Cloud Artist

Discussion of historical/cultural references. Why do you think the following illustrations are significant?

1. Leona showing her parents the turtle cloud art
2. Stickball game in clouds
3. Buffalo in clouds
4. Soldier watching Leona paint with clouds (two different reasons)
5. Leona (as old woman sitting on stool)







Answers:

1. Characters are wearing traditional clothing.
2. Stickball is a game that has been played for many years by the Choctaw (and some other nations) and there are teams/tournaments even today.
3. Buffalo roamed wild many years ago in big herds but now those are gone and they are kept on fenced lands.
4. The original code talkers were Choctaw in WWI. Leona is painting a Choctaw ceremonial dance.
5. The Trail of Tears is the trek made from Mississippi to Oklahoma moving Choctaws off their land. It was a huge hardship and many Choctaws died as they traveled .





Name: _____

The Cloud Artist

Circle the genre: Biography Fantasy Nonfiction Historical Fiction
Cut out the pictures on the other page. Glue the pictures in plot order.



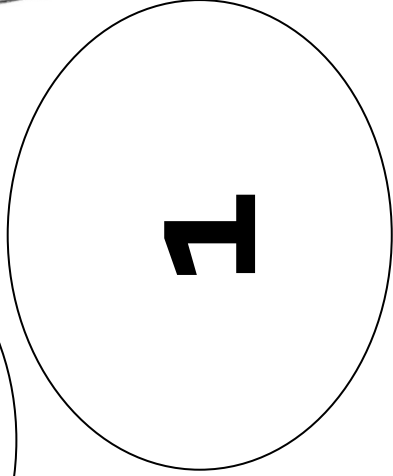
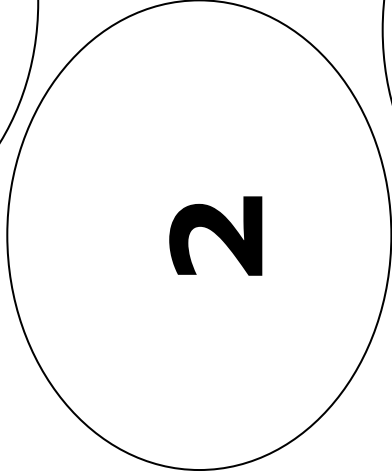

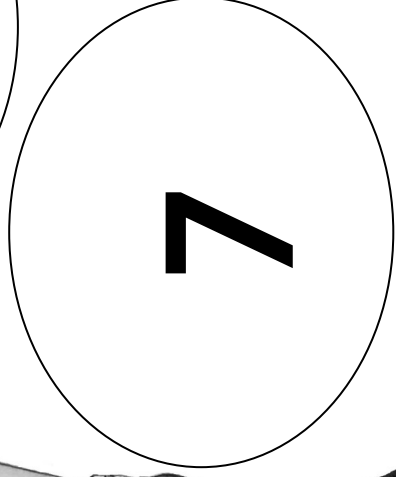
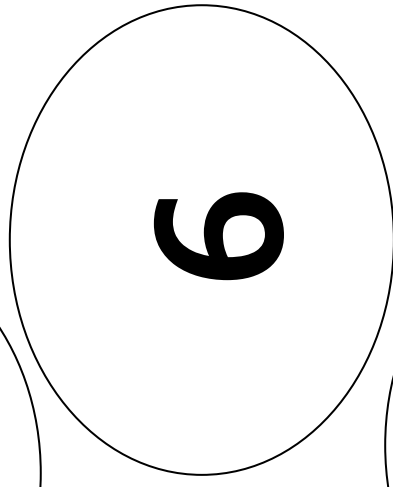
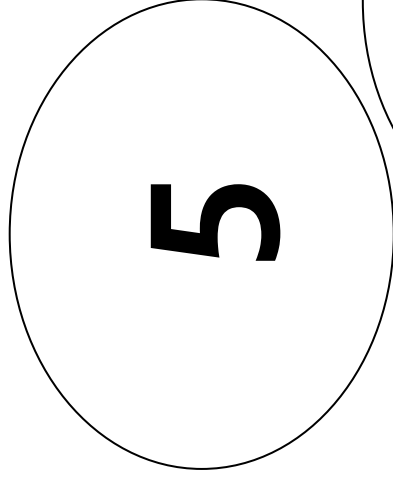

Cut out these pictures and put them in plot order on the other page.






Name: _____

The Cloud Artist

Cut out the pictures on the other paper and glue them in plot order below.





Name: _____

The Cloud Artist

Put these words in alphabetical order.

Art

Buffalo

Stickball

Turtle

Cloud

Choctaw

Dance

Horse

~~Art~~



Name: _____

The Cloud Artist

Draw a line from the word to the picture that best describes that word.

Setting



Characters



Plot



Write a summarizing sentence about what this story was about.

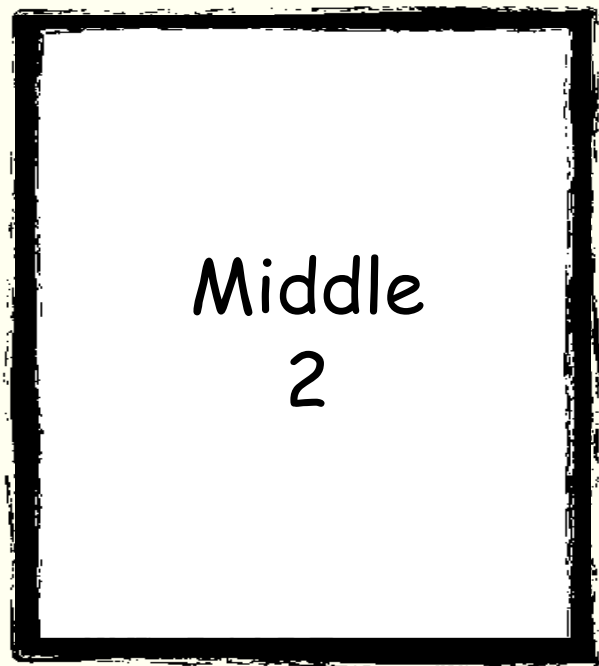
Name: _____

The Cloud Artist

Cut out the pictures on the other page. Glue the story in plot order and describe what was happening in the story.

Circle the genre: Biography Fantasy
 Nonfiction Historical Fiction









Middle
3

End
4

Cut out these illustrations and glue them in the correct place on the other page.



Name: _____

The Cloud Artist

Write the word from the word bank under the picture that best matches its meaning.

Characters	Plot	Setting	Choice
------------	------	---------	--------



Write a summarizing sentence about what this story was about.

Name: _____

The Cloud Artist

Read the question and then choose one answer.

1. Who is the main character?
 - Alice
 - Allen
 - William
 - Leona
2. What was the main setting of the story?
 - today in a town
 - today in the country
 - years ago in a town
 - years ago in the country
3. What was the plot of the story?
 - A woman wishes for a child.
 - A girl learns she has a special gift.
 - A girl grows up in the country.
 - An old woman looks back on her life.
4. What was the purpose of this story?
 - Persuade
 - Inform
 - Entertain
5. What was the genre of this story?
 - Biography
 - Historical Fiction
 - Fantasy
 - Nonfiction



Name: _____

The Cloud Artist

Write a summary of this story. Include a description of the choice Leona made.

Do you think she made the right choice? YES or NO
Describe why?

Name: _____

The Cloud Artist

Who is the main character? _____

Write a summary of the plot introduction?

What is a problem or main conflict?

How is that problem/conflict resolved?

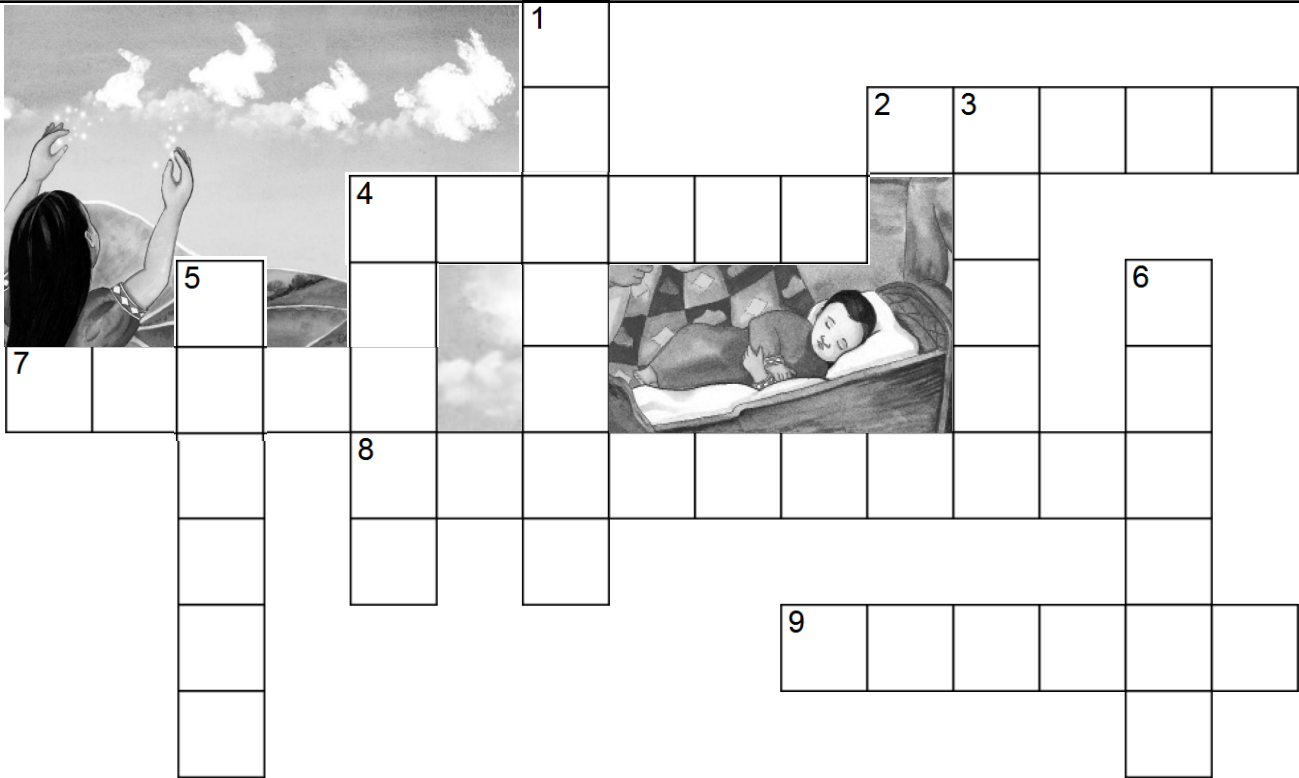
Describe the story's conclusion.

Name: _____

The Cloud Artist

By Sherri Maret Illustrated by Merisha Sequoia Clark

Use the clues below to complete the puzzle.



ACROSS

- 2 The author's last name is _____.
- 4 What was used as paint?
- 7 Who is the main character?
- 8 The publisher is _____ Press.
- 9 Alice was a _____ weaver.

DOWN

- 1 What Native American tribe does Leona belong to?
- 3 Who did Leona meet at the dance?
- 4 The illustrator's last name is _____.
- 5 Leona got a silver _____ to paint at a show.
- 6 William was a wood _____.

Puzzle made at puzzle-maker.com with permission.

Name: _____


The Cloud Artist


If you could paint with the clouds, what would you draw
in the sky? What would you do with this gift?

Write a story about it. Illustrate it!

Handwriting practice lines consisting of solid top and bottom lines with a dashed middle line. There are ten sets of these lines provided for writing.


Illustrate one scene from your story.





Name: _____

The Cloud Artist




If you were a cloud artist, what would you paint with the clouds?

Name: _____

The Cloud Artist

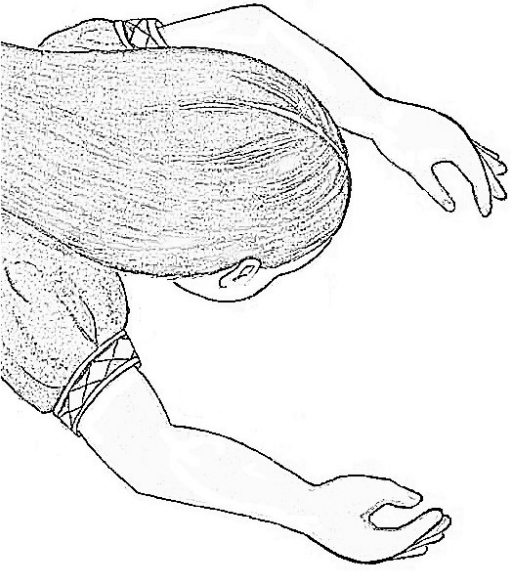
What was this story about? Draw a favorite scene from the story.



Name: _____


The Cloud Artist

Circle the genre (pick one): Fiction Nonfiction



Name: _____

Draw a line from the word to its match on the book cover.



Title

Author


Illustrator

Circle one: This book is: FICTION NONFICTION

Name: _____

Draw a line from the word to its match on the title page.

The Cloud Artist



Illustrator

Story by Sherri Maret

Illustrations by Merisha Sequoia Clark

THE ROADRUNNER PRESS
OKLAHOMA CITY, OKLAHOMA

Circle one: This book is: FICTION NONFICTION

Name: _____

Draw a line from the word to its match on the title page.

The Cloud Artist



Story by Sherri Maret

Illustrations by Merisha Sequoia Clark

THE ROADRUNNER PRESS
OKLAHOMA CITY, OKLAHOMA

Title

Author

Illustrator

Publisher

Place

Circle one: This book is:

FICTION

NONFICTION

Name: _____

TITLE PAGE

The Cloud Artist



Story by Sherri Maret

Illustrations by Merisha Sequoia Clark

THE ROADRUNNER PRESS
OKLAHOMA CITY, OKLAHOMA

1. What is the title?

2. Who is the author?

3. Who is the illustrator?

Name: _____

TITLE PAGE

1. What is the title?

2. Who is the author?

3. Who is the illustrator?

4. What is the name of the publisher?

5. What city is the publisher located in?

The Cloud Artist



Story by Sherri Maret

Illustrations by Merisha Sequoia Clark

THE ROADRUNNER PRESS
OKLAHOMA CITY, OKLAHOMA

Name: _____

Use the page showing the title page and its reverse side to answer the following questions.

1. What is the title? _____
2. Who is the author? _____
3. Who is the illustrator? _____
4. What is the name of the publisher? _____
5. What city is the publisher located in? _____
6. What is the copyright date? _____
7. Who is the translator? _____

Do not write on this page. THANK YOU!

The Cloud Artist



Story by Sherri Maret

Illustrations by Merisha Sequoia Clark

THE ROADRUNNER PRESS
OKLAHOMA CITY, OKLAHOMA



From Sherri . . .

For my Choctaw family both past and present

From Merisha . . .

To my Grandmother Mojji who looked to the clouds for inspiration
and my mother for always supporting my dreams

The RoadRunner Press
Oklahoma City, Oklahoma

Copyright © 2017 The RoadRunner Press
Text copyright © 2017 Sherri Maret
Illustration copyright © 2017 Merisha Sequoia Clark

Choctaw translation by Dora Wickson, translation specialist of the Choctaw Nation,
with assistance from the Choctaw Nation of Oklahoma Language Department

All rights reserved.

Printed in the USA.

First Edition published November 2017.

Catalog-in-Publication Data is on file at OCLC and SkyRiver and viewable at www.WorldCat.org.

ISBN: 978-1-937054-74-8

LCCN: 2017953495

10 9 8 7 6 5 4 3 2 1

The Cloud Artist

Handy instructions for "Get students up and moving to cooperatively sequence a plot" activity.

There are five panels. Each cooperative group will have five panels in their plot so some groups will need a generic "teacher" sheet added to the mix.

Here is the formula.

If you have 10, 15, 20, 25, or 30 students, **STOP** reading!

If you have 18 students, you will need 2 copies of a middle illustration with "teacher" written in the summary.

If you have 19 students, you will need 1 copy of middle illustration etc.

If you have 21 students, you will need 4 copies of one middle illustration or 2 copies of two different middle illustrations.

If you have 22 students, you will need 3 copies of one middle illustration.

If you have 23 students, you will need 2 copies of one middle illustration.

If you have 24 students, you will need 1 copy of any middle illustration.

There are two levels of the plot walk.

One is for lower grades who are just learning to write and can write a sentence about what is happening in the illustration they have.

The next level is for students learning summarizing technique so they can write a summary paragraph about the illustration and what is happening in the story.

Name: _____

The Cloud Artist

Write a summary of this scene and then find the four other scenes that complete the story. Glue or tape them in plot order.



Name: _____

The Cloud Artist

Write a summary of this scene and then find the four other scenes that complete the story. Glue or tape them in plot order.



Name: _____

The Cloud Artist

Write a summary of this scene and then find the four other scenes that complete the story. Glue or tape them in plot order.



Name: _____

The Cloud Artist

Write a summary of this scene and then find the four other scenes that complete the story. Glue or tape them in plot order.



Name: _____

The Cloud Artist

Write a summary of this scene and then find the four other scenes that complete the story. Glue or tape them in plot order.



Name: _____

The Cloud Artist

This is one scene. Write what is happening first and then find the four other scenes that complete the story. Glue or tape them in plot order.



Name: _____

The Cloud Artist


This is one scene. Write what is happening first and then find the four other scenes that complete the story. Glue or tape them in plot order.



Name: _____

The Cloud Artist

This is one scene. Write what is happening first and then find the four other scenes that complete the story. Glue or tape them in plot order.



Name: _____

The Cloud Artist

This is one scene. Write what is happening first and then find the four other scenes that complete the story. Glue or tape them in plot order.



Name: _____

The Cloud Artist

This is one scene. Write what is happening first and then find the four other scenes that complete the story. Glue or tape them in plot order.